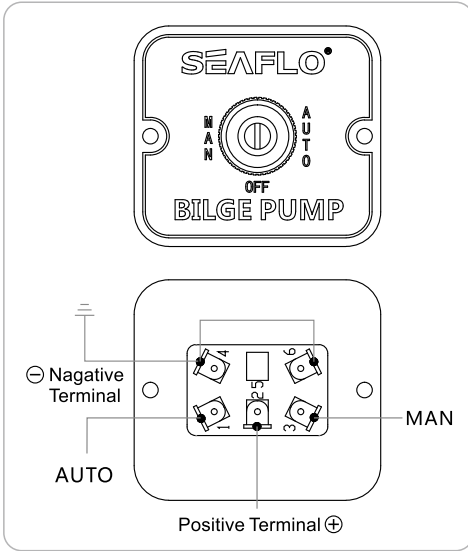
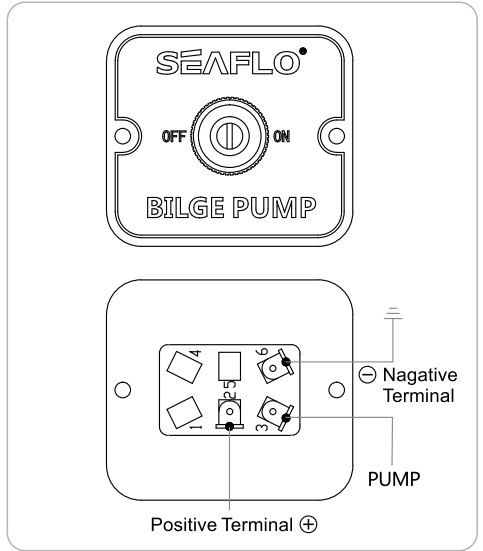


# SEAFLO®

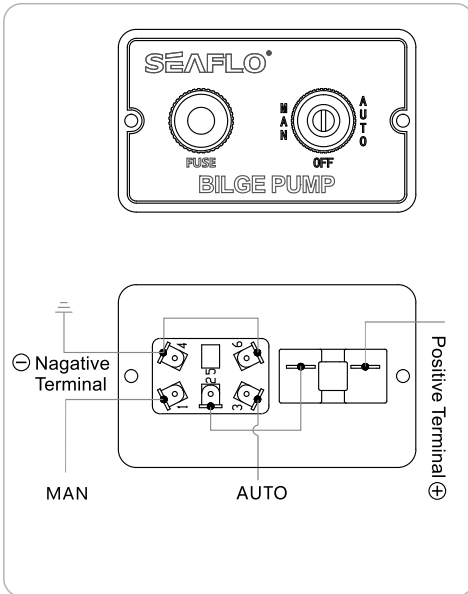
## SWITCH PANEL INSTRUCTION MANUAL



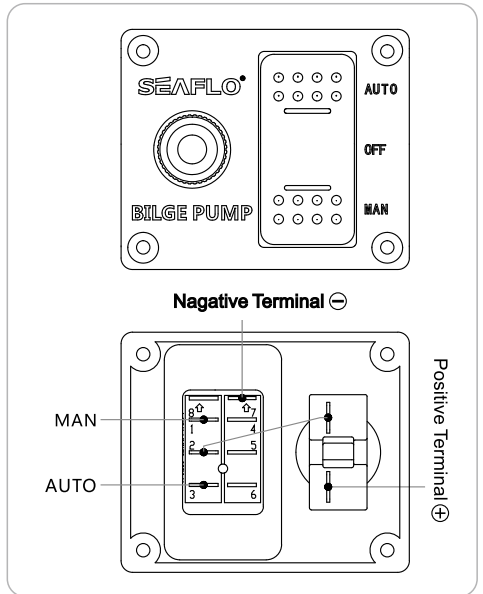
**SFSP-01**



**SFSP-02**

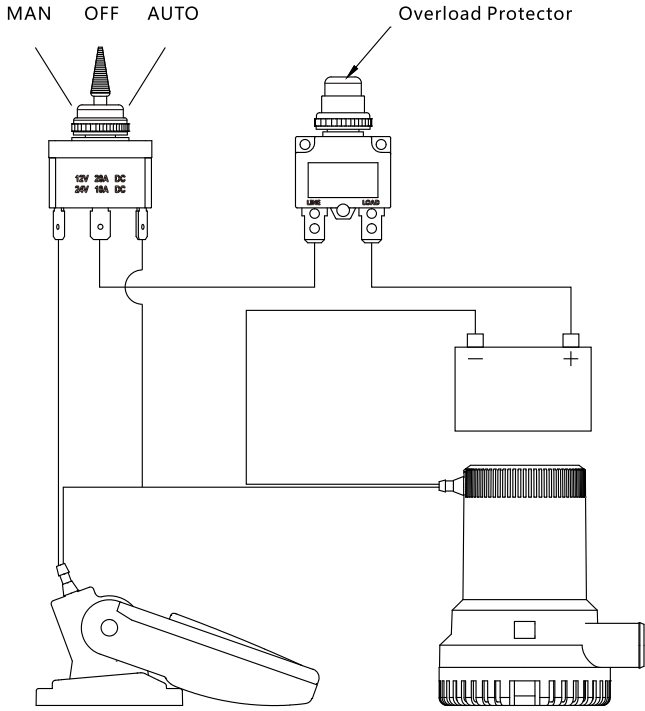


**SFSP-015-01**



**SFSP-015-02**

**INSTRUCTION TIP:**



Model	SFSP-01	SFSP-02	SFSP-015-01	SFSP-015-02
Volts	12V & 24V	12V & 24V	12V & 24V	12V & 24V
Fuel	***	***	15 A	15 A

**WARNING**

1. Keep all wire connections above water level. Wires must be joined with butt connectors and a marine grade sealant to prevent wire corrosion.
2. Install red wires to positive terminal only and black to negative terminal only.
3. Disconnect power from the system before working on the unit to avoid personal injury, damage to the surrounding environment and/or damage to the unit.
4. Max working draw: 15A.