





-  12V & 24V
-  Available as Dual USB-C ports or USB-A and USB-C
-  Ultra-low profile
-  Tiny foot print
-  Available in 316 stainless steel or Matte black
-  Conformal coated electronics, protected against moisture
-  Modernise your boats interiors

 Tile USB is FAST! It will charge at 36W on a 12V system or up to 60W on a 24V system. This makes it perfect for charging modern laptops and large tablets, phones and any other USB-C powered devices onboard.



Black Bezel | Brushed Stainless Steel Bezel
SC-TILE-10 | SC-TILE-11

TILE - USB-A / USB-C Interiors Charging Socket 12/24V
 Voltage 12V & 24V
 Type A/C Dual USB Charger
 Input Current Max 6A
 Protocol QC & PD
 Conformal coated electronics, protected against moisture
 Ultra-low profile & tiny footprint 40x40mm (1.57x1.57")

USB-A (12V System)
 5V / 9V / 12V = 3A Max
USB-C (12V System)
 5V / 9V / 12V = 3A Max
 Universal fit for any USB-C connectors
 60W fast charge on 24V system USB-C only



Black Bezel | Brushed Stainless Steel Bezel
SC-TILE-20 | SC-TILE-21

TILE - USB-C / USB-C Interiors Charging Socket 12/24V
 Voltage 12 & 24V
 Input Current Max 6A
 Output 60W max on 24V system / 36W max on 12V system
 Protocol QC & PD
 Conformal coated electronics, protected against moisture



Ultra-low profile & tiny footprint - 40x40mm (1.57x1.57")
USB-C (12V System)
 5V / 9V / 12V = 3A Max
USB-C (24V System)
 5V / 9V / 12V / 15V / 20V = 3A Max
 Universal fit for any USB-C connectors
 Fast charge (60W max) up to 2 devices at a time

SCANSTRUT

TILE Series NEW

Tiny Interior Lifestyle Electronics

The Scanstrut TILE Series offers sleek, high-performance charging solutions designed specifically for marine interiors. With elegant bezel options in matte black or premium 316 brushes stainless steel, these chargers blend seamlessly into luxury marine environments. Featuring a compact 40mm footprint and requiring just a 29mm hole saw for easy installation, the TILE Series combines functionality and style, making it the ideal choice for modernizing your vessel's interior. Enhance your boat's space with this practical, sophisticated solution for everyday device charging.

Available in  

Range Electrical Info	
Input Voltage	10-30V DC (12/24V System)
Input Current Max	6A (10A fuse recommended)
Standby Power Draw	0.01W

Important information
 To maximize charge performance, use the cable supplied with your tablet, phone etc. (C to C, or C-lightning) Phones charge at the same speed on either a12 or 24V system, but a 24V system must be used to get the full 60W output for increase charge speed with laptops.

USB CHARGING