

Dear Valued Customer,

Congratulations on acquiring the NorDav™ Swivel Davit System. Prior to commencing the installation process, we strongly recommend that you carefully review the provided instructions. Doing so can unveil additional options that may enhance your overall experience and lead to improved results. Ensure the manual remains on board after installation for future reference.


Rotation Stop with spring loaded lock 316 – Client installation guide - 2024

Left and right lock arm.





Install the lock arm with spring loaded lock. This arm can be installed both ways, by flipping it upside down and move the spring-loaded lock to the opposite side in the treaded hole.


The locking bushing has been designed to fit a rough surface inside the plate, hence loose sleeve supplied. Many times, it fits perfect with the sleeve installed, sometimes you need to polish the inside of the plate to make it fit. If no tools available to polish or sand down rough surface it can be installed without the bushing ring. This is not optimum.









Once you have established the optimum position, lock the device with Loctite and contra nut. Always lubricate treads before making up. Test and adjust to perfect lock function before final locking of the treads.





Left and right lock stud receiver.



All treads need to be lubricated prior to assembly, lubrication may be replaced by locking compound such as Loctite for this installation. We recommend locking all the screws with Loctite to avoid losing integrity due to vibrations in the boat.

Between all steel parts, apply seawater resistant grease to avoid water creep, this can lead to brown rust colour due to crevice corrosion. If this occurs, we recommend water line cleaner to be used on the stainless steel, it's very efficient in combination with hot water, and warm surface from the hot water.

Warning - Caution

Caution - Exercise utmost caution when utilizing the NorDav™ system. Inadequate installation, maintenance, protection, and operation of the NorDav™ system may lead to malfunctions, posing the risk of severe or fatal injuries and/or property damage.

Caution - The NorDav™ system is not intended for use with any persons or cargo in the dinghy.

Caution - Refrain from operating the NorDav™ system while the boat is under power. Ensure proper positioning of the NorDav™ system to avoid contact with the prop, outdrive, or any other mechanical components.

Caution - When the dinghy is on the NorDav™, remove the drain plug and consider utilizing a dinghy cover to prevent water infiltration.

Caution - Resist drilling holes or making modifications to the NorDav™ system. Utilize exclusively stainless-steel hardware during the mounting process and incorporate a backing plate when necessary.

Caution - Securely tie down the dinghy before transportation. Confirm with the manufacturer of your swim platform regarding its capacity to accommodate the additional weight of the dinghy and NorDav™ system.

Caution - Routinely inspect, adjust, and uphold the NorDav™ system and its related components to ensure optimal functionality. Clean the NorDav™ system with fresh water following use in seawater environments to ensure it maintaining the shiny finish. If this is done, NorDav™ will appear like new for many years.

Caution - During storage, it is advisable to apply additional support to the dinghy while on NorDav™ at the platform. Aim to provide supplementary support to the stern of the dinghy, considering the weight of the motor, among other factors.

Caution - Adhere to the weight limit specifications for your model. Limit for the Heavy Duty NorDav™ and Handle: 500 kilos. Do not exceed the limit for your model. Ensure possession of the Heavy Duty NorDav™ and Handle before exceeding 350 kilos.

WARRANTY TERMS AND LIABILITY LIMITATION

Nerheim Invest LTD (NorDav™) extends a warranty for all new products. Ensuring products are free from material and workmanship defects during normal use for a period of (2) two years from the shipment date from Nerheim Invest LTD (NorDav™). No claims for a breach of warranty will be considered unless material or workmanship defects are identified within the warranty period, properly documented by the buyer, and Nerheim Invest LTD (NorDav™) is notified in writing within 10 days of the failure. This warranty does not apply to products disassembled, altered, or used in a manner not approved by Nerheim Invest LTD (NorDav™), or subjected to normal wear and tear, abuse, misuse, improper maintenance, negligence, or accidents.

CUSTOMER ACKNOWLEDGES THAT THE USE OF THE PRODUCT/SERVICE IS ENTIRELY AT THEIR OWN RISK. THE AFOREMENTIONED WARRANTIES ARE EXCLUSIVE AND ACCEPTED BY THE BUYER IN PLACE OF ANY AND ALL OTHER WARRANTIES, WHETHER EXPRESSED OR IMPLIED, INCLUDING WITHOUT LIMITATION THE IMPLIED WARRANTIES OF MERCHANTABILITY OR FITNESS FOR A PARTICULAR PURPOSE. In the event of a breach of the above warranties, the buyer's sole remedy is the repair or replacement of the affected product by Nerheim Invest LTD (NorDav™). The buyer is responsible for prepaid transportation charges upon returning the product to Nerheim Invest LTD (NorDav™), along with a charge for the use of the product prior to its return. THE BUYER AGREES THAT NERHEIM INVEST LTD'S (NORDAV™) LIABILITY FOR ALL LOSSES FROM ANY CAUSE, WHETHER BASED ON CONTRACT, NEGLIGENCE, STRICT LIABILITY, OTHER TORT, OR OTHERWISE, WILL NOT EXCEED THE BUYER'S NET PURCHASE PRICE, AND NERHEIM INVEST LTD (NORDAV™) WILL NOT BE LIABLE FOR ANY SPECIAL, INCIDENTAL, CONSEQUENTIAL, OR EXEMPLARY DAMAGES.

Under no circumstances is Nerheim Invest LTD (NorDav™) responsible for reimbursing expenses related to vessel haul-outs, technician or yard personnel, travel expenses, yacht storage, labour during the removal and/or replacement of fixture(s), or shipping costs for replacement parts and/or repairs. These liabilities are assumed by the customer as part of the terms of sale between Nerheim Invest LTD (NorDav™) and its customer.

The above warranties remain valid as long as the product is serviced and maintained according to Nerheim Invest LTD (NorDav™) instructions, using genuine replacement parts. Alterations or amendments to these warranties require written consent from the buyer and a duly authorized officer of Nerheim Invest LTD (NorDav™). For warranty or service assistance, please contact your NorDav™ dealer.

**Good luck with installing, call or write to us if any unclear or you need some advice.
WhatsApp is good for this. Do not hesitate to reach out, we are not happy before
you are!**



Your fingers and toes are important, pay attention and learn to use davit. Do not let children play with it, ensure good crew training. If you leave it upright, be sure to secure the davit to the surroundings. Remember the boat is moving.

Continuous improvement

Feel free to contact us if you see potential for improvement or want a tip regarding installation.

We prefer email, problems, or urgent request, try WhatsApp, we are here to help!

You are our ambassador.

Our customers are our most important sellers, you are important to us. Feel free to give us feedback on email, google or our web page.

We wish you good luck with this product!



2024 – October

Kind Regards Magnar Nøkland, Owner NorDav by/Nerheim Invest AS