



TYRESÖSTÖTTAN

SteelStand/Stahl-Bootsstütze/
Chandelle en acier/Soporte de acero
Galvaniserad/Galvanized/Galvanisierte/
Galvanisée/Galvanizado

MBS




SBS



SBS



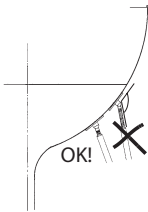
MBS



Safety chain should always be used to secure the stands to each other// faut toujours utiliser la chaîne de sécurité pour attacher les chandelles l'une à l'autre/Eine Sicherheitskette sollte immer benutzt werden, um die Stützen gegenseitig zu sichern/Las cadenas de seguridad deben ser usadas siempre para asegurar los soportes entre sí/Säkerhetskätting skall alltid användas mellan stöttorna
NOT INCLUDED/NON INCLUS /NICHT ENTHALTEN/NO INCLUIDO/INGÄR EJ

GB | User guide

- Boat stands should only be used on firm surface where surrounding conditions (like weather) never affect the stability.
- Position the stands according to the boat manufacturers recommendations, normally a pair of stands for every 2,6–3,3 meter (8–10 feet).
- The entire weight of the boat should be borne by the keel support, not by the stands.
- The keel support should be placed depending on the weight distribution of the boat.
- Safety chain should **always** be used to secure the stands to each other.
- Never tie anything to the stands (like cover). In heavy wind the stands might be pulled away.
- This users guide should always be followed for best results and safety.



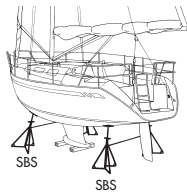
Position the stand with the adjustment screw in as straight 90° angle to the hull as possible.



Turn the stand to point towards the center line of the boat.

SBS

- The number of stands is determined by weight, weight distribution and length of the boat.
- Use a wide, large sized block as keel support both in the front and back of the keel.
- An extra pair of stands should be used on a boat with the rig raised.
- Select type of stand to ensure equal adjustment for the Acme thread in both directions.
- Type of stand is determined by: Draft + height of keel support – approximately 0,25 m = height of stand.



MBS

- The type of stand is determined by keel support and shape of the hull. MBS is used for flat bottom. SBS is to be used for all other hull shapes (eg for the bow or sharp V-shaped hulls).
- The number of stands is determined by weight, weight distribution and length of the boat.
- Use KS3, KS4 or large sized blocks as keel support.
- Select type of stand to ensure equal adjustment for the Acme thread in both directions.

